


Community **IPM**


Manejo de las Chinchas – ¡Un Paso a la Vez! **Paso 7: Cómo Deshacerse de un Colchón Infestado**

Matthew Frye, New York State Integrated Pest Management Program, Cornell University


1 ¿Hay chinches en el colchón?



2 Busque evidencia.



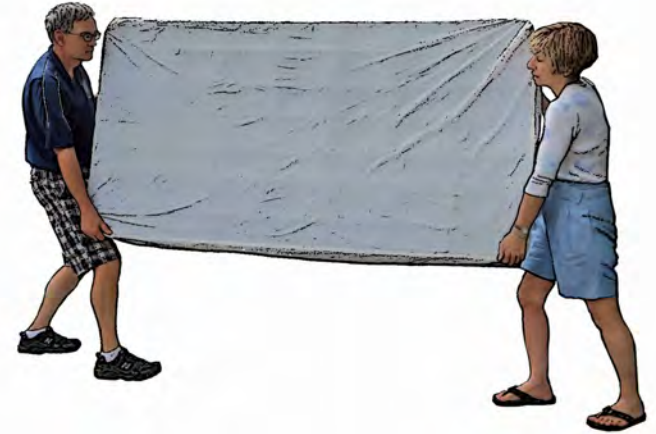
3 ¡No mueva un colchón infestado! Esto puede propagar las chinches a otros cuartos.



4 Cubra el colchón y el somier con una bolsa de plástico para los colchones.




5 Cubiertas prevenir que las chinches no se caen y infestar a otros cuartos.



6 ¡Pare la propagación! Informe a otros que NO deben tomar su colchón.



Eso paso es el ultimo.



Cornell University
Cooperative Extension

IPM New York State
Integrated Pest Management
Program

Produced by the New York State Integrated Pest Management Program, which is funded through Cornell University, Cornell Cooperative Extension, the New York State Department of Agriculture and Markets, the New York State Department of Environmental Conservation, and USDA-NIFA. Illustration and design by Karen English, New York State IPM Program. Cornell Cooperative Extension provides equal program and employment opportunities. © 2013 Cornell University and the New York State IPM Program. Posted 12/2013 at www.nysipm.cornell.edu/factsheets/buildings/bb_mgmt_steps/deshacerse.pdf



For more information, see: *What's Bugging You? Bed Bugs*



See all Steps in this series: *Bed Bug Management—One Step at a Time!*